



**Income and Expenditure Statements for Financial Year 2019-20**

| <b>S. No.</b> | <b>Description</b>                                     | <b>Page No.</b> |
|---------------|--|-----------------|
| 1             | Audited statements of Income and Expenditure           | 2-8             |
| 2             | Consolidated statement of expenditure excluding salary | 9               |

**VIGNAN INSTITUTE OF ENGINEERING FOR WOMEN**  
**(A Unit of Lavu Educational Society)**  
**VISAKHAPATNAM**  
**INCOME & EXPENDITURE ACCOUNT FOR THE YEAR ENDING 31.03.2020.**

| EXPENDITURE   | AMOUNT              | INCOME  | AMOUNT              |
|---|---------------------|---|---------------------|
| To Salaries & Other Benefits<br>(As per Annexure - I)                   | 7,93,71,961         | By <u>Income</u><br>Fees collections & Others<br>(As per Annexure - IV) | 10,04,08,508        |
| To Administration &<br>Establishment Expenses<br>(As per Annexure - II) | 2,04,23,344         |   |                     |
| To Other Expenses<br>(As per Annexure - III)                            | 15,460              |   |                     |
| To Depreciation   | 1,88,59,024         | By Excess of Expenditure Over<br>Income                                 | 1,82,61,281         |
| <b>TOTAL</b>  | <b>11,86,69,789</b> | <b>TOTAL</b>  | <b>11,86,69,789</b> |

for VIGNAN INSTITUTE OF ENGINEERING FOR WOMEN  
(A Unit of Lavu Educational Society)

  
PRESIDENT


Station : Guntur  
Date : 30-11-2020



for M/s Punnaiah & Co.,  
Chartered Accountants

  
Partner  
(B. Srinivasa Rao)  
Membership Number : 208788



  
PRINCIPAL  
Vignan's Institute of  
Engineering for Women  
K.J.Peta, VSEZ (P.O.),  
Visakhapatnam-49.


**VIGNAN INSTITUTE OF ENGINEERING FOR WOMEN**  
**(A Unit of Lavu Educational Society)**  
**VISAKHAPATNAM**  
**STATEMENT OF AFFAIRS AS AT 31.03.2020.**

| LIABILITIES                                  | AMOUNT              | ASSETS                                 | AMOUNT              |
|--|---------------------|--|---------------------|
| <b>HEAD OFFICE:</b>                          | 21,96,36,259        | <b>FIXED ASSETS:</b>                   | 13,84,30,521        |
| As per Schedule - I                          |                     | As per Schedule - IV                   |                     |
| <b>SECURED LOANS:</b>                        | -                   | <b>CURRENT ASSETS:</b>                 |                     |
| As per Schedule - II                         |                     | <b>Cash &amp; Bank Balances:</b>       | 20,65,534           |
| <b>CURRENT LIABILITIES &amp; PROVISIONS:</b> | 1,04,27,051         | As per Schedule - V                    |                     |
| As per Schedule - III                        |                     | <b>Deposits &amp; Fees Receivables</b> | 8,88,65,380         |
|  |                     | As per Schedule - VI                   |                     |
|  |                     | <b>LOANS &amp; ADVANCES:</b>           | 7,01,875            |
|  |                     | As per Schedule - VII                  |                     |
| <b>TOTAL</b>                                 | <b>23,00,63,310</b> | <b>TOTAL</b>                           | <b>23,00,63,310</b> |

for VIGNAN INSTITUTE OF ENGINEERING FOR WOMEN  
(A Unit of Lavu Educational Society)

PRESIDENT

Station : Guntur  
Date : 30-11-2020



for M/s Punnaiah & Co.,  
Chartered Accountants

Partner

(B. Srinivasa Rao)  
Membership Number : 208788



Principal


PRINCIPAL  
Vignan's Institute of  
Engineering for Women  
K.J.Peta, VSEZ (P.O.),  
Visakhapatnam-49.

**VIGNAN INSTITUTE OF ENGINEERING FOR WOMEN :: VISAKHAPATNAM**

(A Unit of Lavu Educational Society)

**ANNEXURE TO INCOME AND EXPENDITURE STATEMENT FOR THE YEAR ENDED 31st MARCH, 2020.**

| PARTICULARS                          | AMOUNT (Rs.)        |
|--------------------------------------|---------------------|
| <b>ANNEXURE - I</b>                  |                     |
| <b>Salaries &amp; Other Benefits</b> |                     |
| Salaries                             | 7,70,20,733         |
| Medical Expenses                     | 12,717              |
| Remueration                          | 1,49,100            |
| Provident Fund                       | 10,26,120           |
| E.S.I.                               | 2,47,468            |
| Staff Welfare                        | 9,15,823            |
| <b>TOTAL</b>                         | <b>7,93,71,961</b>  |
| <b>ANNEXURE - II</b>                 |                     |
| <b>Administrative Expenses</b>       |                     |
| Advertisement & Publicities          | 1,07,744            |
| Affiliation Fee                      | 9,06,000            |
| Bank Charges                         | 38,744              |
| Books, Papers & Periodicals          | 1,60,546            |
| College Maintenance                  | 31,93,023           |
| Electricity Charges                  | 22,63,507           |
| Functions & Celebrations             | 3,27,978            |
| Insurance Charges                    | 1,65,822            |
| Interest Paid                        | 58,65,450           |
| Laboratory Maintenance               | 86,308              |
| Office Maintenance                   | 9,500               |
| Printing & Stationary                | 5,88,340            |
| Rates & Taxes                        | 16,73,725           |
| Faculty Development Charges          | 1,57,289            |
| E-Governance                         | 1,39,812            |
| Student Welfare                      | 12,60,863           |
| Repairs & Maintenance (Buildings)    | 11,68,744           |
| Repairs & Maintenance (Computers)    | 90,946              |
| Repairs & Maintenance (Electrical)   | 1,23,910            |
| Repairs & Maintenance (Equipments)   | 1,43,172            |
| Repairs & Maintenance (Furniture)    | 13,000              |
| Security Charges                     | 12,36,486           |
| Sports Maintenance                   | 1,19,045            |
| Telephone & Internet Charges         | 3,75,404            |
| Travelling & Conveyance              | 2,07,986            |
| <b>TOTAL</b>                         | <b>2,04,23,344</b>  |
| <b>ANNEXURE - III</b>                |                     |
| <b>Other Expenses</b>                |                     |
| Transport Charges                    | 15,460              |
| <b>TOTAL</b>                         | <b>15,460</b>       |
| <b>Total of Expenditure</b>          | <b>9,98,10,765</b>  |
| <b>ANNEXURE - IV</b>                 |                     |
| <b>Income</b>                        |                     |
| Tuition Fees                         | 9,95,35,825         |
| Grants                               | 3,00,000            |
| Interest received                    | 2,42,012            |
| Miscellaneous Income                 | 3,30,671            |
| <b>Total of Income</b>               | <b>10,04,08,508</b> |



PRINCIPAL  
 Vignan's Institute of  
 Engineering for Women  
 J.Peta, VSEZ (P.O.),  
 Visakhapatnam-49.


**VIGNAN INSTITUTE OF ENGINEERING FOR WOMEN :: VISAKHAPATNAM**

(A Unit of Lavu Educational Society)


**SCHEDULES TO STATEMENT OF AFFAIRS AS AT 31st MARCH, 2020.**

| PARTICULARS                                | AMOUNT (Rs.)        |
|--|---------------------|
| <b>SCHEDULE - I</b>                        |                     |
| <b>HEAD OFFICE:</b>                        |                     |
| Opening Balance                            | 15,99,49,976        |
| Add: current Year Drawings                 | 7,79,47,564         |
| Add: Current surplus/(Deficit)             | (1,82,61,281)       |
| <b>TOTAL</b>                               | <b>21,96,36,259</b> |
| <b>SCHEDULE - II</b>                       |                     |
| <b>SECURED LOANS:</b>                      |                     |
| <b>TOTAL</b>                               | -                   |
| <b>SCHEDULE - III</b>                      |                     |
| <b>CURRENT LIABILITIES &amp; PROV.</b>     |                     |
| <b>SUNDRY CREDITORS:</b>                   |                     |
| APLAB Limited                              | 1,75,230            |
| B.Govind (Sri Venkateswara building mate)  | 3,194               |
| Bandaru Printers                           | 890                 |
| Bookionics                                 | 1,12,130            |
| Bright Wings Security Servi. & House Keep. | 3,95,008            |
| Ch.Pola Rao (Building Material Suppliers)  | 8,000               |
| COVID-19_Staff Contribution                | 1,15,500            |
| Easy Copy Solutions                        | 17,550              |
| ECR Project (Dr.J.Sudhakar) a/c            | 4,39,982            |
| Energy Square                              | 1,43,178            |
| Harshita Agencies                          | 3,341               |
| Indpower                                   | 16,520              |
| Infrastructure Fee                         | 47,39,433           |
| K.Appanna                                  | 9,355               |
| K.Kushal Kumar-Staff                       | 30,791              |
| K.Lakshmana Rao                            | 15,790              |
| Kasyapey Instrumentations                  | 4,274               |
| M.Kumari (Labour Contractor)               | 30,192              |
| M.Maileswara Rao                           | 15,246              |
| M.Ravi (Aluminium Works)                   | 4,455               |
| MARVEL ELECTRONICS COMPONENTS              | 44,018              |
| N.Simhachalam                              | 802                 |
| N.Sudheer Kumar                            | 31,891              |
| Nalluri Sudhakar Babu                      | 4,79,955            |
| NETTLINX LTD                               | 26,550              |
| Paramount Book Distributors                | 44,965              |
| Pragathi Printers                          | 13,947              |
| Ram & Co                                   | 1,68,825            |
| Sree Srinivasa Enterprises                 | 13,688              |
| Sri Chaitnya Alluminium Glass & Hardware   | 1,66,149            |
| Sri Satya Sai Enterprises                  | 8,095               |
| Sri Surya Enterprises                      | 1,88,160            |
| Student Exam Fee                           | 8,32,606            |
| Student Scholarships                       | 10,42,010           |
| Talento Solutions India Pvt. Ltd.,         | 1,06,200            |
| The New Pest off Services                  | 19,800              |
| Vamsi Krishna printers                     | 1,06,200            |
| <b>TOTAL</b>                               | <b>95,73,920</b>    |



  
**PRINCIPAL**  
 Vignan's Institute of  
 Engineering for Women  
 K.J.Peta, VSEZ (P.O.),  
 Visakhapatnam-49.

|   |                    |
|---|--------------------|
| <b>PROVISIONS:</b>  |                    |
| Outstanding Expenses                                      | 2,07,471           |
| Professional Tax Payable                                  | 1,91,900           |
| Provident Fund Payable                                    | 1,82,572           |
| Salaries Payable  | 2,71,188           |
| <b>TOTAL</b>  | <b>8,53,131</b>    |
| <b>Total Current Liabilities &amp; Provisions (A + B)</b> | <b>1,04,27,051</b> |



*3202*

PRINCIPAL  
Vignans Institute of  
Engineering for Women  
K.J.Peta, VSEZ (P.O.),  
Visakhapatnam-49.

**VIGNAN INSTITUTE OF ENGINEERING FOR WOMEN :: VISAKHAPATNAM**

*(A Unit of Lavu Educational Society)*

**SCHEDULE TO DEPRECIATION FOR THE YEAR 2019-'20**

**Schedule - IV - Fixed Assets**

| Sl. No | Particulars                     | Depreciation Rate | Gross Block     |             |            |           | Depreciation    |                 |              | Net Block       |                      |                      |
|--------|---------------------------------|-------------------|-----------------|-------------|------------|-----------|-----------------|-----------------|--------------|-----------------|----------------------|----------------------|
|        |                                 |                   | As on 01-04-'19 | Additions   |            | Deletions | As at 31-03-'20 | As on 01-04-'19 | For the Year | As at 31-03-'20 | WDV as at 31.03.2019 | WDV as at 31.03.2020 |
|        |                                 |                   |                 | Before Sept | After Sept |           |                 |                 |              |                 |                      |                      |
| 1      | Land                            | 0%                | 12,40,348       | -           | -          | -         | 12,40,348       | -               | -            | -               | 12,40,348            | 12,40,348            |
| 2      | Buildings                       | 10%               | 12,47,29,206    | 1,89,46,822 | 47,15,368  | -         | 14,83,91,396    | 4,52,72,618     | 1,00,76,109  | 5,53,48,727     | 7,94,56,588          | 9,30,42,669          |
| 3      | Computers & Software Equipments | 40%               | 87,39,675       | 19,26,378   | 14,95,841  | -         | 1,21,61,894     | 79,98,272       | 13,66,281    | 93,64,553       | 7,41,403             | 27,97,341            |
| 4      | Office Equipments               | 10%               | 5,71,246        | -           | -          | -         | 5,71,246        | 1,61,597        | 40,965       | 2,02,562        | 4,09,649             | 3,68,684             |
| 5      | Library Books                   | 40%               | 64,26,808       | 74,059      | 1,39,918   | -         | 66,40,785       | 55,50,391       | 4,08,174     | 59,58,565       | 8,76,418             | 6,82,221             |
| 6      | College Equipments              | 15%               | 6,42,58,391     | 3,82,376    | 16,33,569  | -         | 6,62,74,336     | 3,40,41,247     | 47,12,446    | 3,87,53,693     | 3,02,17,144          | 2,75,20,643          |
| 7      | Vehicles                        | 15%               | 2,51,63,100     | 48,48,400   | -          | -         | 3,00,11,500     | 1,49,77,837     | 22,55,049    | 1,72,32,886     | 1,01,85,263          | 1,27,78,614          |
|        | TOTAL                           |                   | 23,11,28,775    | 2,61,78,035 | 79,84,696  | -         | 26,52,91,505    | 10,80,01,961    | 1,88,59,024  | 12,68,60,985    | 12,31,26,814         | 13,84,30,521         |



319  
**PRINCIPAL**  
 Vignan's Institute of  
 Engineering for Women  
 K.J.Peta, VSEZ (P.O.),  
 Visakhapatnam-49.

**VIGNAN INSTITUTE OF ENGINEERING FOR WOMEN :: VISAKHAPATNAM****(A Unit of Lavu Educational Society)****SCHEDULES TO STATEMENT OF AFFAIRS AS AT 31st MARCH, 2020.**

| PARTICULARS                                   | AMOUNT (Rs.)       |
|---|--------------------|
| <b>CURRENT ASSETS. LOANS &amp;</b>            |                    |
| <b>ADVANCES</b>                               |                    |
| <b>SCHEDULE - V</b>                           |                    |
| <b>CASH AND BANK BALANCES:</b>                |                    |
| Cash in hand                                  | 1,47,765           |
| <b>CASH AT BANKS:</b>                         |                    |
| Andhra Bank(106611100000502)                  | 6,60,004           |
| Central Bank of India (3461071511)            | 20,004             |
| Central Bank of India(3022592375)             | 2,53,043           |
| Central Bank Of India (3606082000)            | 4,44,982           |
| State Bank of India, MRPeta, Vsp(30594579132) | 3,12,827           |
| State Bank of India, SPM Br, Vsp(37809899652) | 1,47,356           |
| State Bank of India, SPM Br, Vsp(35385926192) | 79,555             |
| <b>TOTAL</b>                                  | <b>20,65,534</b>   |
| <b>SCHEDULE - VI</b>                          |                    |
| <b>Deposits &amp; Fees Receivable</b>         |                    |
| <b>Deposits :</b>                             |                    |
| Electricity Deposit                           | 4,33,450           |
| Fixed Deposit                                 | 53,21,330          |
| Tution Fee Receivable                         | 8,31,10,600        |
| <b>TOTAL</b>                                  | <b>8,88,65,380</b> |
| <b>SCHEDULE - VII</b>                         |                    |
| <b>LOANS &amp; ADVANCES:</b>                  |                    |
| Salary Advance                                | 2,36,041           |
| Prepaid Expenses                              | 2,93,909           |
| Advance for Expenses                          | 1,71,925           |
| <b>TOTAL</b>                                  | <b>7,01,875</b>    |



*3/20*

PRINCIPAL  
Vignan's Institute of  
Engineering for Women  
K.J.Peta, VSEZ (P.O.),  
Visakhapatnam-49.





# VIGNAN'S INSTITUTE OF ENGINEERING FOR WOMEN

Approved by AICTE, New Delhi & Affiliated to JNTUK, Kakinada

## Expenditure for infrastructure excluding salary

| Item/year                       | 2021-22       | 2020-21       | 2019-20       | 2018-19      | 2017-18      |
|---------------------------------|---------------|---------------|---------------|--------------|--------------|
| Buildings                       | 34,642,524    | 8,534,119     | 23,662,190    | -            | 7,052,027    |
| Computers & Software Equipments | 9,000         | 9,036,666     | 3,422,219     | 1,008,950    | 75,690       |
| Office Equipments               | 964,589       | 16,850        | -             | 247,641      | -            |
| College Equipment               | 15,799,923    | 4,780,763     | 2,015,945     | 6,618,133    | 524,886      |
| Vehicles                        | -             | -             | 4,848,400     | -            | -            |
| Total (INR)                     | 51,416,036    | 22,368,398    | 33,948,754    | 7,874,724    | 7,652,603    |
| <b>Total (INR in Lakhs)</b>     | <b>514.16</b> | <b>223.68</b> | <b>339.49</b> | <b>78.75</b> | <b>76.53</b> |

## Total expenditure excluding salary

| Item/year                      | 2021-22         | 2020-21      | 2019-20       | 2018-19       | 2017-18       |
|--------------------------------|-----------------|--------------|---------------|---------------|---------------|
| Expenditure for infrastructure | 51,416,036      | 22,368,398   | 33,948,754    | 7,874,724     | 7,652,603     |
| Land                           | -               | -            | -             | -             | -             |
| Library books                  | 557,324         | 356,050      | 213,977       | 438,922       | 793,510       |
| Admin & establishment expenses | 26,283,741      | 16,380,503   | 20,423,344    | 22,586,243    | 18,519,066    |
| Other expenses                 | 116,553         | 22,600       | 15,460        | 47,360        | 25,117        |
| Depreciation                   | 21,868,437      | 20,342,586   | 18,859,024    | 16,711,479    | 17,185,664    |
| Total (INR)                    | 100,242,091     | 59,470,137   | 73,460,559    | 47,658,728    | 44,175,960    |
| <b>Total (INR in Lakhs)</b>    | <b>1,002.42</b> | <b>594.7</b> | <b>734.61</b> | <b>476.59</b> | <b>441.76</b> |



31/07/20  
**PRINCIPAL**  
 Vignan's Institute of  
 Engineering for Women  
 K.J.Peta, VSEZ (P.O.),  
 Visakhapatnam-49.

**FINANCE OFFICER**  
 Vignan's Institute of  
 Engineering for Women  
 K.J. Peta, VSEZ (P.O.),  
 Visakhapatnam-49